

VIBRATION SOURCE TECHNOLOGY CO., LTD.

Vibration Testing Laboratory

Add: No.29, Lane 65, Sanjun St., Shulin Dist., New Taipei City 23864, Taiwan (R.O.C.)

Tel: 886-2-2688-0999 Fax: 886-2-2688-0977

E-mail: info@vibsource.com

Report No.: VS-TV-1140102-05

Test Report

Date of Issue: 2025 / 01 / 02

Specimen :	THOR11-D27
Applicant Name :	PERFECTRON CO., LTD. TAIWAN BRANCH (B.V.I)
Applicant Address :	2 F., No. 190, Sec. 2, Zhongxing Rd., Xindian Dist., New Taipei City 23146, Taiwan (R.O.C.)

The result of this test report performed by

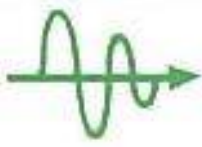
VIBRATION SOURCE TECHNOLOGY CO., LTD. is specified in this report.

When the cover and the following 9 pages are separated, the validity of this report no longer exists.

Without the consent of the laboratory, this test report shall not be copied excerpts, but except for full-text copy.

Signature





VIBRATION SOURCE TECHNOLOGY CO., LTD.

Vibration Testing Laboratory

Add: No.29, Lane 65, Sanjun St., Shulin Dist., New Taipei City 23864, Taiwan (R.O.C.)

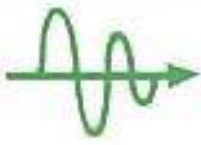
Tel: 886-2-2688-0999 Fax: 886-2-2688-0977

E-mail: info@vibsource.com

Report No.: VS-TV-1140102-05

I - Test Information

Test Report No.	VS-TD-1140102-05
Applicant Name	PERFECTRON CO., LTD. TAIWAN BRANCH (B.V.I)
Specimen	THOR11-D27
Quantity	1 PCS
Date of Test	Dec 25, 2024
Test Item	Test 1: Vibration Test
Sample Condition	Operating
Test Condition	Waveform: Random Wave Frequency Range: (500 ~ 2000) Hz Acceleration: 5 Grms PSD: 0.0167 G ² / Hz Vibration Axial: (X · Y · Z) Axis Single Axis Time: 30 minutes Total Time: 90 minutes FIG 1.1 ~ 1.2: X axis direction mounted FIG 2: X axis test screen FIG 3.1 ~ 3.2: Y axis direction mounted FIG 4: Y axis test screen FIG 5.1 ~ 5.2: Z axis direction mounted FIG 6: Z axis test screen



VIBRATION SOURCE TECHNOLOGY CO., LTD.

Vibration Testing Laboratory

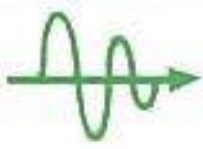
Add: No.29, Lane 65, Sanjun St., Shulin Dist., New Taipei City 23864,
Taiwan (R.O.C.)

Tel: 886-2-2688-0999 Fax: 886-2-2688-0977

E-mail: info@vibsource.com

Report No.: VS-TV-1140102-05

Test Item	Test 2 : Shock Test	
Sample Condition	Operating	
Test Condition	Waveform:	Half Sine Wave
	Shock	
	Peak Acceleration:	40 G
	Duration Time :	11 ms
	Vibration Axial:	+Z 、 -Z Axis
	Shock Time:	1 time
	Total Time:	2 times
	FIG 7.1 ~ 7.2:	+Z axis direction mounted
	FIG 8:	+Z axis test screen
	FIG 9.1 ~ 9.2:	-Z axis direction mounted
	FIG 10:	-Z axis test screen
Test Result	Appearance:	No external physical damage.
	Function:	Upon Applicant's comment.
Test Conducted By		Report Prepared By
Manson		Jane



VIBRATION SOURCE TECHNOLOGY CO., LTD.

Vibration Testing Laboratory

Add: No.29, Lane 65, Sanjun St., Shulin Dist., New Taipei City 23864, Taiwan (R.O.C.)

Tel: 886-2-2688-0999 Fax: 886-2-2688-0977

E-mail: info@vibsource.com

Report No.: VS-TV-1140102-05

Test 1 : Vibration Test (Operating)

FIG.1.1 : X Axis direction mounted.


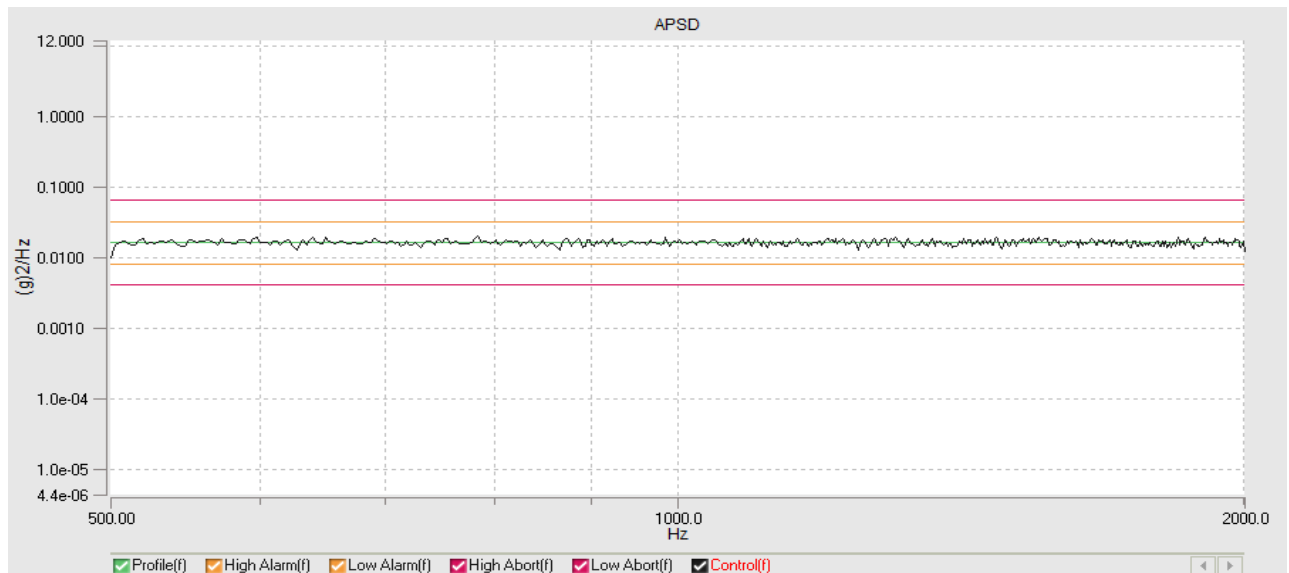


FIG.1.2 : X Axis direction mounted.



FIG.2 : X Axis Test screen.



Current Level: 0.00 dB

Demand RMS: 5.002 g

Control RMS: 5.008 g

Frame Time: 0.4000 (s)

Lines: 800

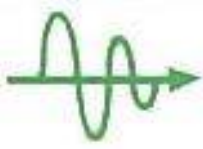
dF: 2.5 Hz

DOF: 300

Current Level Time: 00:30:00

Remaining Time: 00:00:00

Data was saved as a file at time: 2024-12-25 PM 03:27:10



VIBRATION SOURCE TECHNOLOGY CO., LTD.

Vibration Testing Laboratory

Add: No.29, Lane 65, Sanjun St., Shulin Dist., New Taipei City 23864, Taiwan (R.O.C.)

Tel: 886-2-2688-0999 Fax: 886-2-2688-0977

E-mail: info@vibsource.com

Report No.: VS-TV-1140102-05

FIG.3.1 : Y Axis direction mounted.



FIG.3.2 : Y Axis direction mounted.



FIG.4 : Y Axis Test screen.



Current Level: 0.00 dB

Demand RMS: 5.002 g

Control RMS: 4.996 g

Frame Time: 0.4000 (s)

Lines: 800

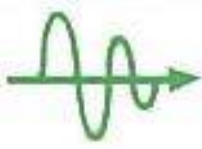
dF: 2.5 Hz

DOF: 300

Current Level Time: 00:30:00

Remaining Time: 00:00:00

Data was saved as a file at time: 2024-12-25 PM 04:16:31



VIBRATION SOURCE TECHNOLOGY CO., LTD.

Vibration Testing Laboratory

Add: No.29, Lane 65, Sanjun St., Shulin Dist., New Taipei City 23864, Taiwan (R.O.C.)

Tel: 886-2-2688-0999 Fax: 886-2-2688-0977

E-mail: info@vibsource.com

Report No.: VS-TV-1140102-05

FIG.5.1 : Z Axis direction mounted.


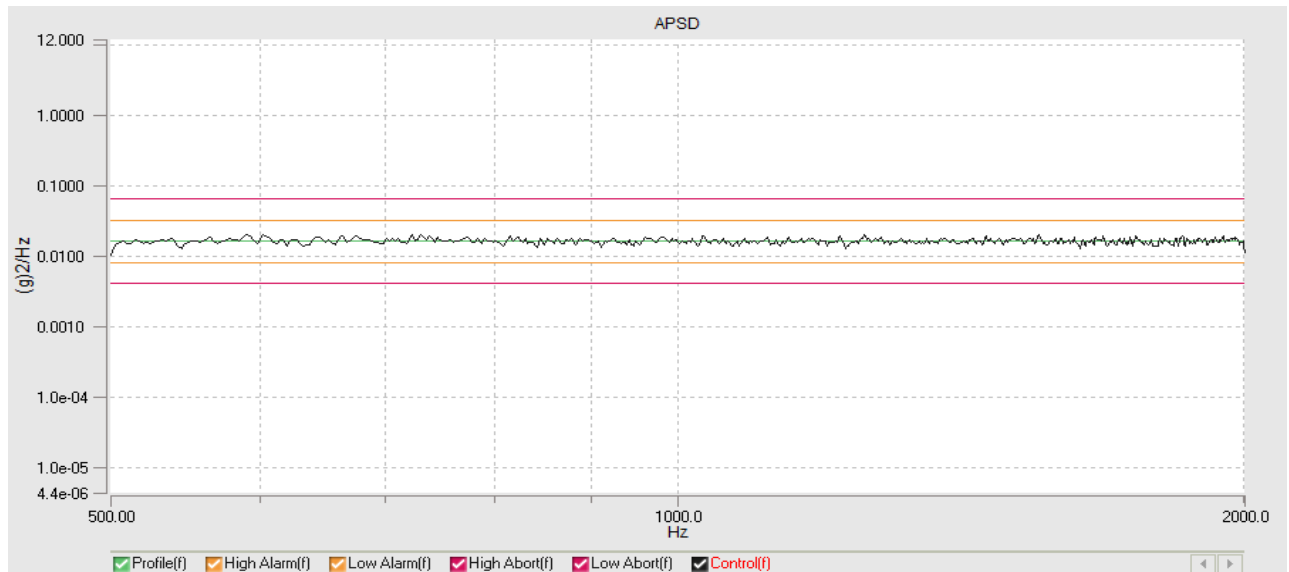


FIG.5.2 : Z Axis direction mounted.



FIG.6 : Z Axis Test screen.



Current Level: 0.00 dB

Demand RMS: 5.002 g

Control RMS: 5.014 g

Frame Time: 0.4000 (s)

Lines: 800

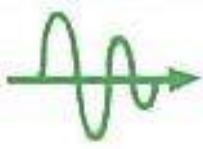
dF: 2.5 Hz

DOF: 300

Current Level Time: 00:30:00

Remaining Time: 00:00:00

Data was saved as a file at time: 2024-12-25 AM 10:51:56



VIBRATION SOURCE TECHNOLOGY CO., LTD.

Vibration Testing Laboratory

Add: No.29, Lane 65, Sanjun St., Shulin Dist., New Taipei City 23864, Taiwan (R.O.C.)

Tel: 886-2-2688-0999 Fax: 886-2-2688-0977

E-mail: info@vibsource.com

Report No.: VS-TV-1140102-05

Test 2 : Shock Test (Operating)

FIG.7.1 : +Z Axis direction mounted.


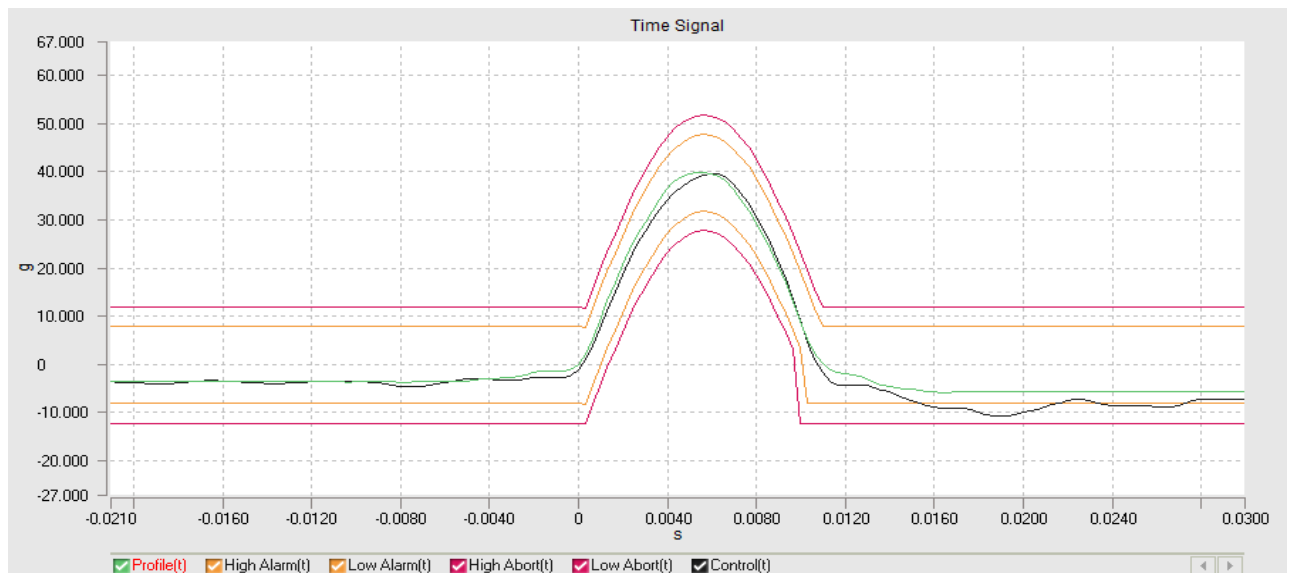


FIG.7.2 : +Z Axis direction mounted.



FIG.8 : +Z Axis Test screen.



Shock Type:Half Sine

Current level:100 %

Block Size: 2048

Current Pulses: 1

Data was saved as a file at time:2024-12-25 AM 11:00:02

Mag:40.00 g

Demand peak: 40.000 g

Frame Time:0.6827 s

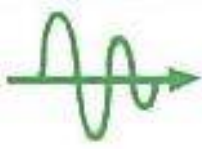
Output pulses: 11

Pulse Duration:11 ms

Control peak:39.753 g

dT:0.000333333 s

Remain pulses: 0



VIBRATION SOURCE TECHNOLOGY CO., LTD.

Vibration Testing Laboratory

Add: No.29, Lane 65, Sanjun St., Shulin Dist., New Taipei City 23864, Taiwan (R.O.C.)

Tel: 886-2-2688-0999 Fax: 886-2-2688-0977

E-mail: info@vibsource.com

Report No.: VS-TV-1140102-05

FIG.9.1 : -Z Axis direction mounted.




FIG.9.2 : -Z Axis direction mounted.


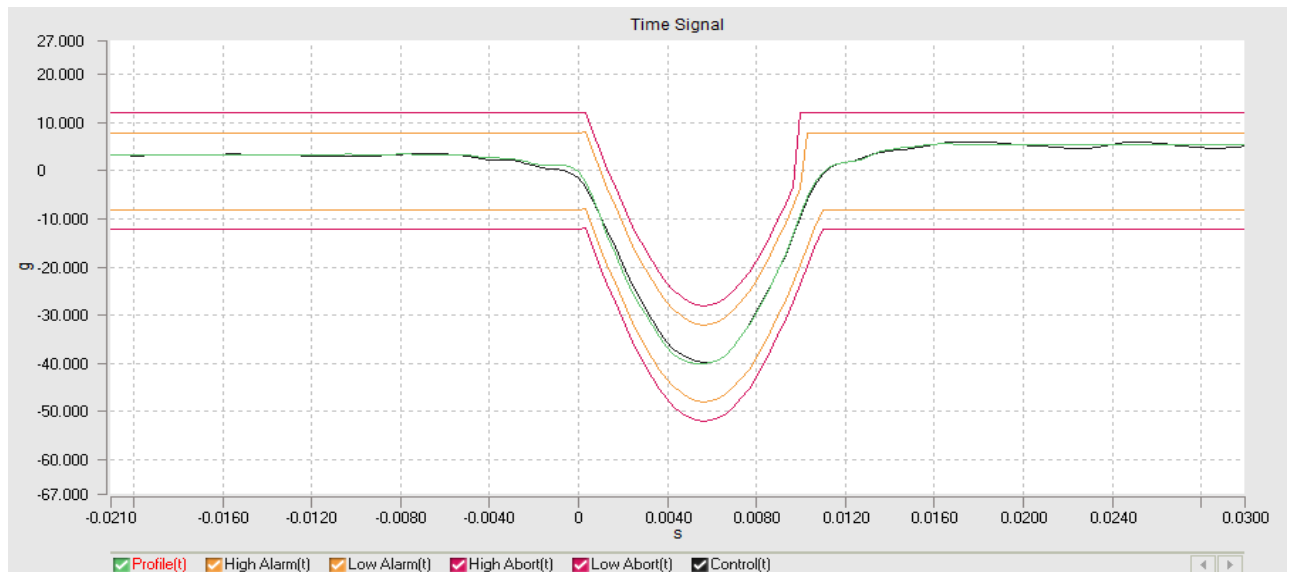


FIG.10 : -Z Axis Test screen.



Shock Type:Half Sine

Current level:100 %

Block Size:2048

Current Pulses: 1

Data was saved as a file at time:2024-12-25 AM 11:02:54

Mag:40.00 g

Demand peak: 40.000 g

Frame Time:0.6827 s

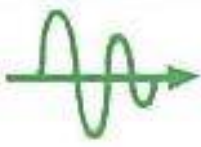
Output pulses: 11

Pulse Duration:11 ms

Control peak:39.651 g

dT:0.000333333 s

Remain pulses: 0



VIBRATION SOURCE TECHNOLOGY CO., LTD.

Vibration Testing Laboratory

Add: No.29, Lane 65, Sanjun St., Shulin Dist., New Taipei City 23864, Taiwan (R.O.C.)

Tel: 886-2-2688-0999 Fax: 886-2-2688-0977

E-mail: info@vibsource.com

Report No.: VS-TV-1140102-05

II 、 Test Description

1. Date of Test

This test was performed on Dec 25, 2024

2. Test Location

This test was performed on NO. 29, Lane 65, Sanjun St., Shulin Dist., New Taipei City 23864, Taiwan.

3. Test Methods

This test was carried out according to the following documents: (VS-LP-TV-01)V3.1.

4. Test standard instruments

Test standard instruments and matching accelerometer, as below:

Specimen	Manufacturer	Model	Serial NO.	Calibration Date	Validity Date
Electrodynamics Type Vibration Tester	Vibration Source Technology CO., LTD	VS-2000VH	T0701	2024/03/08	2025/03/07
Accelerometer	PCB	J353B32	86797		

Calibration and Traceability to Vibration Source Technology CO., TD.

Vibration Calibration Laboratory (TAF 2465)

(Calibration Report No.: VS-CV-1130308-01)

III 、 Reference

1. Vibration testing procedures (VS-LP-TV-01)V3.1

VIBRATION SOURCE TECHNOLOGY CO., LTD.

The End.