

**VIBRATION SOURCE TECHNOLOGY CO., LTD.**

**Vibration Testing Laboratory**

**Add: No.29, Lane 65, Sanjun St., Shulin Dist., New Taipei City 23864,  
Taiwan (R.O.C.)**

**Tel: 886-2-2688-0999 Fax: 886-2-2688-0977**

**E-mail: info@vibsource.com**

**Report No.: VS-TV-1140211-03**

# Test Report

**Date of Issue: 2025 / 02 / 11**

**Specimen: 7SL-XR5610**  
**Applicant Name : 7StarLake**  
**Applicant Address : 2 F., No. 190, Sec. 2, Zhongxing Rd., Xindian Dist.,  
New Taipei City 23146, Taiwan (R.O.C.)**

The result of this test report, performed by

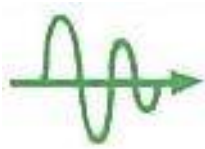
VIBRATION SOURCE TECHNOLOGY CO., LTD. is specified in this report.

When the cover and the following 10 pages are separated, the validity of this report no longer exists.

Without the consent of the laboratory, this test report shall not be copied excerpts, but except for full-text copy.

**Signature**





**VIBRATION SOURCE TECHNOLOGY CO., LTD.**

**Vibration Testing Laboratory**

Add: No.29, Lane 65, Sanjun St., Shulin Dist., New Taipei City 23864,  
Taiwan (R.O.C.)

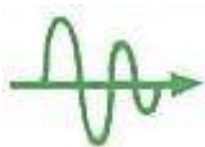
Tel: 886-2-2688-0999 Fax: 886-2-2688-0977

E-mail: info@vibsource.com

Report No.: VS-TV-1140211-03

## I 、 Test Information

Test Report NO.	VS-TV-1140211-03
Applicant Name	7StarLake
Sample information	7SL-XR5610
Quantity	1 PCS
Dimension	42.80 x482.6x 463.00 mm
Weight	10 kg
Date of Test	FEB 06, 2025
Temperature	25 °C ± 10 °C
Relative humidity	50 % ± 25 %



# VIBRATION SOURCE TECHNOLOGY CO., LTD.

## Vibration Testing Laboratory

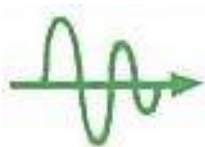
Add: No.29, Lane 65, Sanjun St., Shulin Dist., New Taipei City 23864,  
Taiwan (R.O.C.)

Tel: 886-2-2688-0999 Fax: 886-2-2688-0977

E-mail: info@vibsource.com

Report No.: VS-TV-1140211-03

Test Item	Test 1 : Vibration Test
Sample Condition	Operating
Test Condition	Waveform: Random Wave Frequency Range: (5 ~ 2000) Hz Acceleration: 5 Grms PSD: 0.01257 g <sup>2</sup> /Hz Vibration Axial: X, Y, Z Single Axis Time: 30 minutes Total Time: 90 minutes FIG 1.1 ~ 1.2: X axis direction mounted FIG 2: X axis test screen FIG 3.1 ~ 3.2: Y axis direction mounted FIG 4: Y axis test screen FIG 5.1 ~ 5.2: Z axis direction mounted FIG 6: Z axis test screen
Test Result	Appearance: No external physical damage , PASS. Function: PASS.



# VIBRATION SOURCE TECHNOLOGY CO., LTD.

## Vibration Testing Laboratory

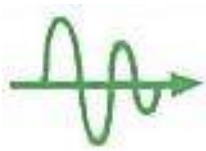
Add: No.29, Lane 65, Sanjun St., Shulin Dist., New Taipei City 23864, Taiwan (R.O.C.)

Tel: 886-2-2688-0999 Fax: 886-2-2688-0977

E-mail: info@vibsource.com

Report No.: VS-TV-1140211-03

<b>Test Item</b>	<b>Test 2: Shock Test</b>	
<b>Sample Condition</b>	<b>Operating</b>	
Test Condition	Waveform:	Half Sine Wave
	Shock Peak Acceleration:	20 G
	Duration Time:	11 ms
	Vibration Axial:	± Z Axis
	Shock Time:	1 time
	Total Time:	2 times
	FIG 7.1 ~ 7.2:	+Z axis direction mounted
	FIG 8:	+Z axis test screen
	FIG 9.1 ~ 9.2:	-Z axis direction mounted
	FIG 10:	-Z axis test screen
Test Result	Appearance: No external physical damage · PASS.	
	Function: PASS.	
Test Conducted By		Report Prepared By
Zhou Jia-chuan		Chen Qiong-zhen
<i>Zhou Jia-chuan</i>		<i>Chen Qiong zhen</i>



# VIBRATION SOURCE TECHNOLOGY CO., LTD.

## Vibration Testing Laboratory

Add: No.29, Lane 65, Sanjun St., Shulin Dist., New Taipei City 23864, Taiwan (R.O.C.)

Tel: 886-2-2688-0999 Fax: 886-2-2688-0977

E-mail: info@vibsource.com

Report No.: VS-TV-1140211-03

### Test 1: Vibration Test (Operating)

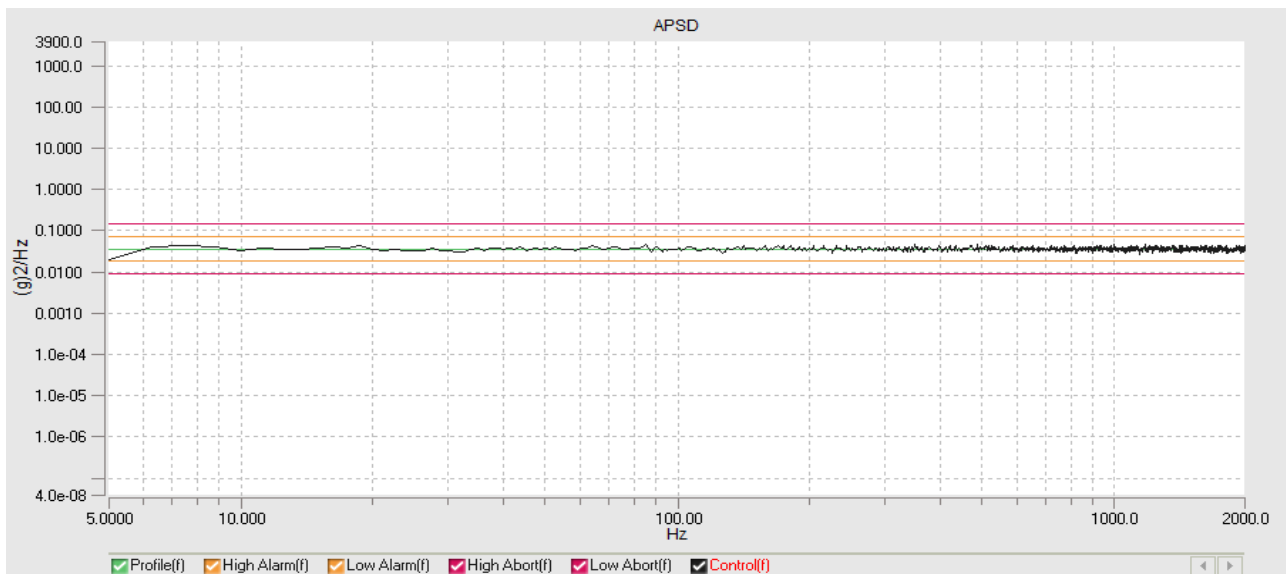
FIG.1.1 : X Axis direction mounted.



FIG.1.2 : X Axis direction mounted.



FIG.2 : X Axis Test screen.



Current Level: 100.00 %

Demand RMS: 8.656 g

Control RMS: 8.655 g

Frame Time: 0.8000 (s)

Lines: 1600

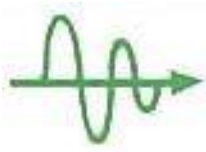
dF: 1.3 Hz

DOF: 250

Current Level Time: 00:30:00

Remaining Time: 00:00:00

Data was saved as a file at time: 2025-2-6 PM 01:37:43



# VIBRATION SOURCE TECHNOLOGY CO., LTD.

## Vibration Testing Laboratory

Add: No.29, Lane 65, Sanjun St., Shulin Dist., New Taipei City 23864,  
Taiwan (R.O.C.)

Tel: 886-2-2688-0999 Fax: 886-2-2688-0977

E-mail: info@vibsource.com

Report No.: VS-TV-1140211-03

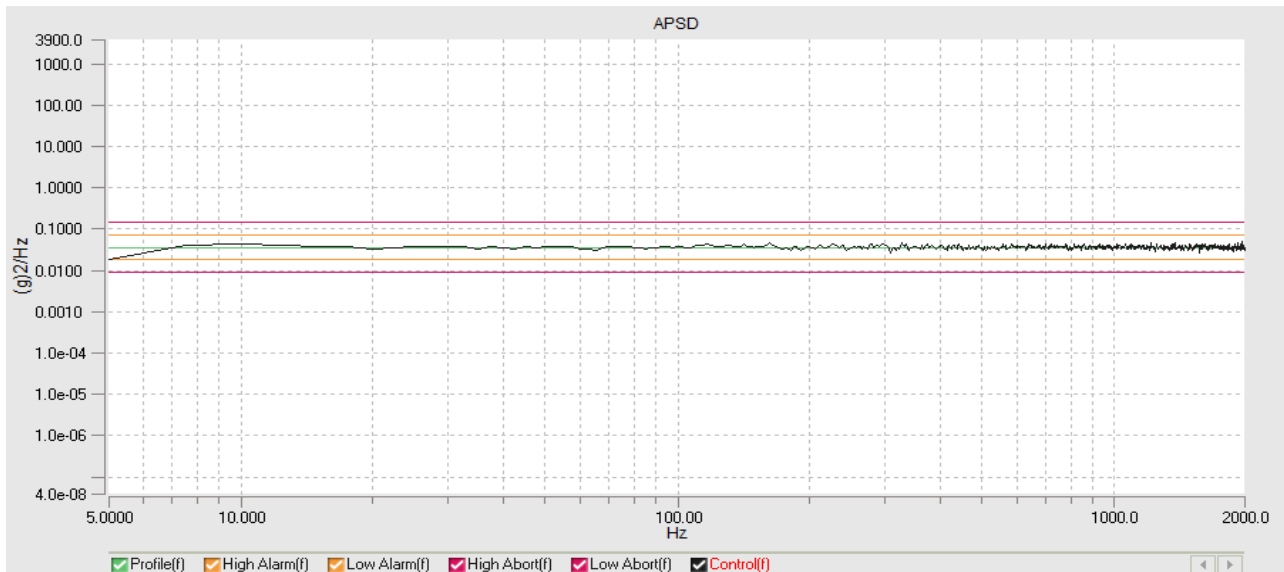
FIG.3.1 : Y Axis direction mounted.



FIG.3.2 : Y Axis direction mounted.



FIG.4 : Y Axis Test screen.



Current Level: 100.00 %

Demand RMS: 8.656 g

Control RMS: 8.711 g

Frame Time: 0.4000 (s)

Lines: 800

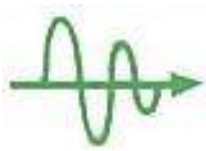
dF: 2.5 Hz

DOF: 250

Current Level Time: 00:30:00

Remaining Time: 00:00:00

Data was saved as a file at time: 2025-2-6 AM 10:55:53



# VIBRATION SOURCE TECHNOLOGY CO., LTD.

## Vibration Testing Laboratory

Add: No.29, Lane 65, Sanjun St., Shulin Dist., New Taipei City 23864, Taiwan (R.O.C.)

Tel: 886-2-2688-0999 Fax: 886-2-2688-0977

E-mail: info@vibsource.com

Report No.: VS-TV-1140211-03

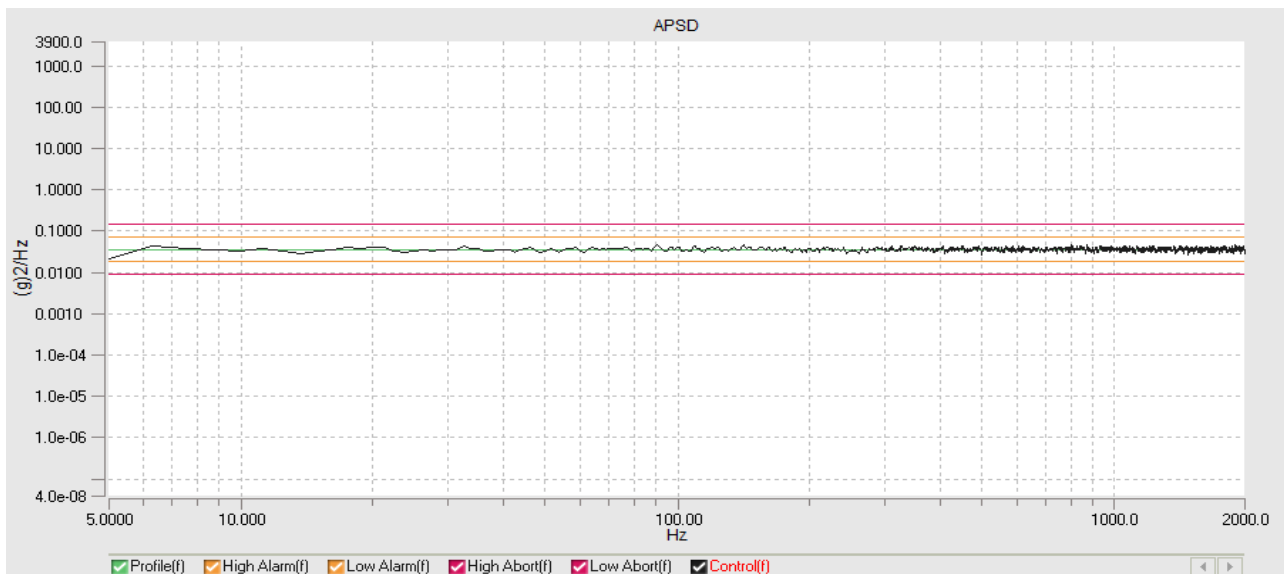
FIG.5.1 : Z Axis direction mounted.



FIG.5.1 : Z Axis direction mounted.



FIG.6 : Z Axis Test screen.



Current Level: 100.00 %

Demand RMS: 8.656 g

Control RMS: 8.663 g

Frame Time: 0.8000 (s)

Lines: 1600

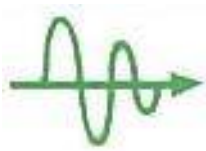
dF: 1.3 Hz

DOF: 250

Current Level Time: 00:30:00

Remaining Time: 00:00:00

Data was saved as a file at time: 2025-2-6 PM 03:50:57



# VIBRATION SOURCE TECHNOLOGY CO., LTD.

## Vibration Testing Laboratory

Add: No.29, Lane 65, Sanjun St., Shulin Dist., New Taipei City 23864, Taiwan (R.O.C.)

Tel: 886-2-2688-0999 Fax: 886-2-2688-0977

E-mail: info@vibsource.com

Report No.: VS-TV-1140211-03

### Test 2: Shock Test (20g · 10 ms · Operating)

FIG 7.1: +Z axis direction mounted

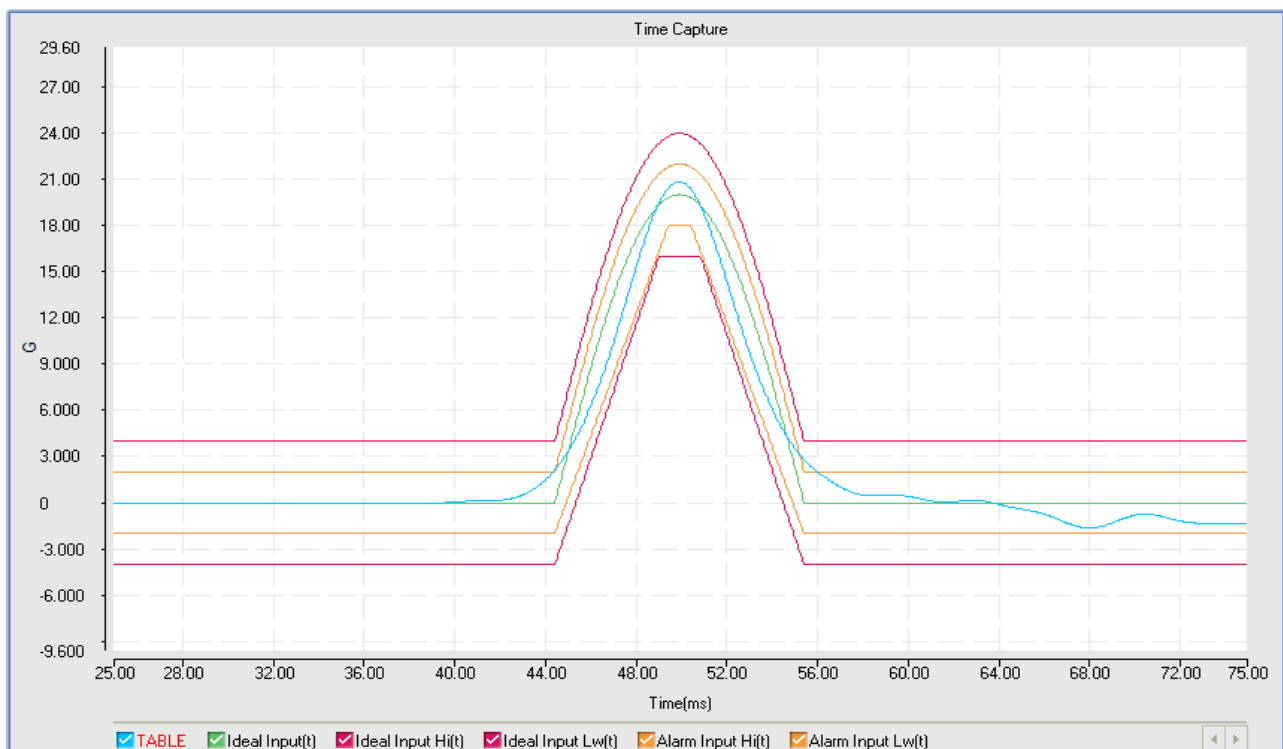


FIG 7.2: +Z axis direction mounted



FIG 8 : +Z Axis Test screen.

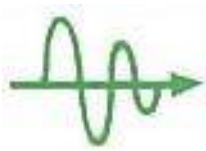
Name	G	ms	cm/s	LP Filter(Hz)	Maximum(G)	Minimum(G)	Description
Ideal Input(t)	20.00	11.00	137.08	--	20.00	0.00	
TABLE	20.85	11.54	130.44	363.64	20.85	-1.64	



Total Frames:42 Current Frames:42

Test Time:2025-02-06 16:25:43 Reporting Time:2025-02-06 16:31:21





# VIBRATION SOURCE TECHNOLOGY CO., LTD.

## Vibration Testing Laboratory

Add: No.29, Lane 65, Sanjun St., Shulin Dist., New Taipei City 23864, Taiwan (R.O.C.)

Tel: 886-2-2688-0999 Fax: 886-2-2688-0977

E-mail: info@vibsource.com

Report No.: VS-TV-1140211-03

FIG 9.1: -Z axis direction mounted

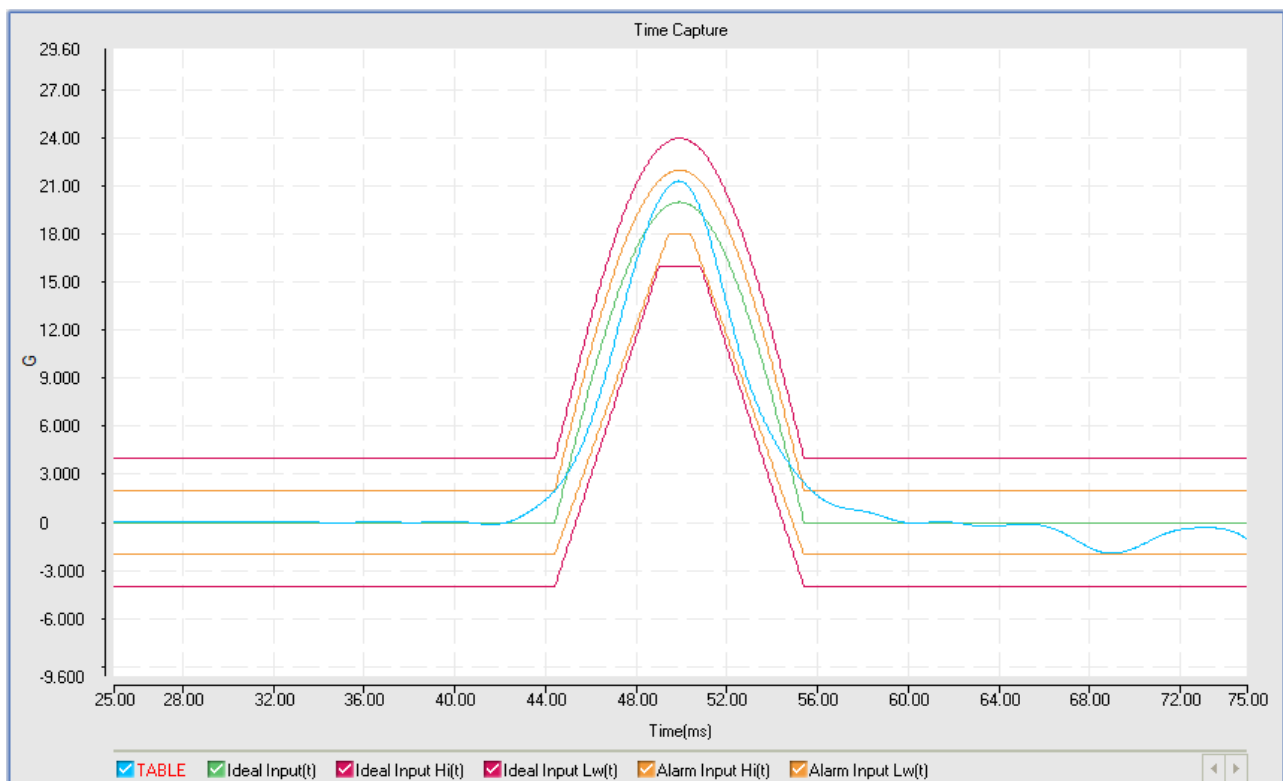


FIG 9.2: -Z axis direction mounted



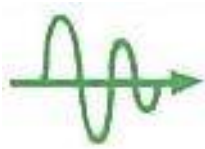
FIG 10 : -Z Axis Test screen.

Name	G	ms	cm/s	LP Filter(Hz)	Maximum(G)	Minimum(G)	Description
Ideal Input(t)	20.00	11.00	137.08	--	20.00	0.00	
TABLE	21.32	11.15	128.92	363.64	21.32	-2.97	



Total Frames:22 Current Frames:22

Test Time:2025-02-06 16:25:43 Reporting Time:2025-02-06 16:43:15



# VIBRATION SOURCE TECHNOLOGY CO., LTD.

## Vibration Testing Laboratory

Add: No.29, Lane 65, Sanjun St., Shulin Dist., New Taipei City 23864, Taiwan (R.O.C.)

Tel: 886-2-2688-0999 Fax: 886-2-2688-0977

E-mail: info@vibsource.com

Report No.: VS-TV-1140211-03

## II 、 Test Description

### 1. Date of Test

This test was performed on FEB 06, 2025.

### 2. Test Location

This test was performed on NO. 29, Lane 65, Sanjun St., Shulin Dist., New Taipei City 23864, Taiwan.

### 3. Test Procedures

This test was carried out according to the following documents: (VS-LP-TV-01(2)).

### 4. Test standard instruments

Test standard instruments and matching accelerometer, as below:

Specimen	Manufacturer	Model	Serial NO.	Calibration Date	Validity Date
Electrodynamics Type Vibration Tester	Vibration Source Technology CO., LTD	VS-2000VH	T0701	2024/03/08	2025/03/07
Accelerometer	PCB	J353B32	86797		

Calibration and Traceability to Vibration Source Technology CO., TD.  
Vibration Calibration Laboratory (TAF 2465)  
(Calibration Report No.: VS-CV-1130308-01)

Specimen	Manufacturer	Model	Serial NO.	Calibration Date	Validity Date
Mechanical Shock Tester	Vibration Source Technology CO., LTD	SHOCK-800-100	S114001	2025/01/10	2026/01/09
Accelerometer	PCB	M350C04	69577		

Calibration and Traceability to Vibration Source Technology CO., LTD.  
Vibration Calibration Laboratory  
(Calibration Report No.: VS-CS-1140110-01)

## III 、 Reference

- Vibration testing procedures (VS-LP-TV-01(2)),  
VIBRATION SOURCE TECHNOLOGY CO., LTD.

The End.